




McLaren International Hotspot Manager Software

Wired and Wireless Internet Management and Billing

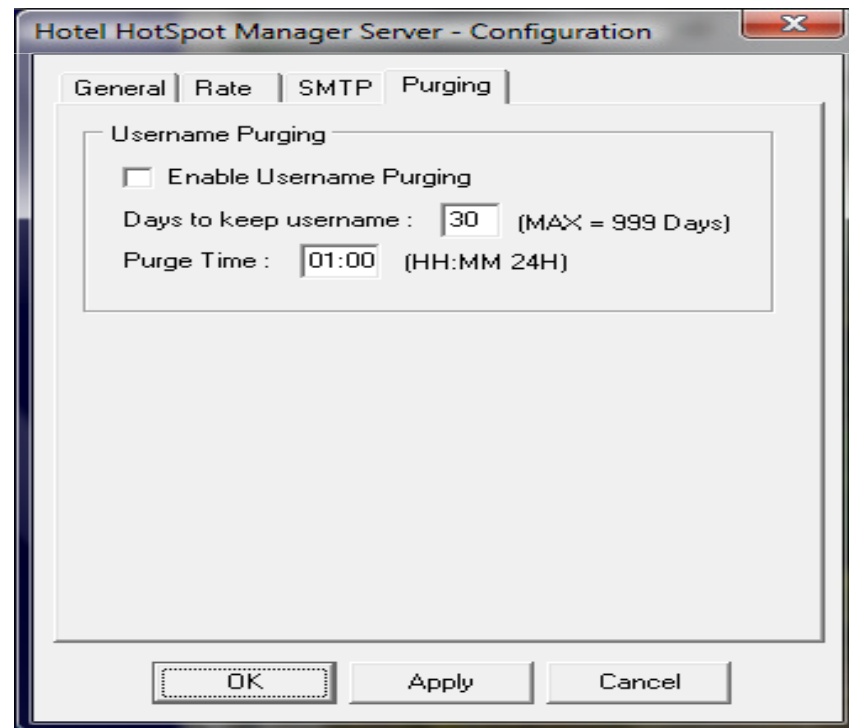
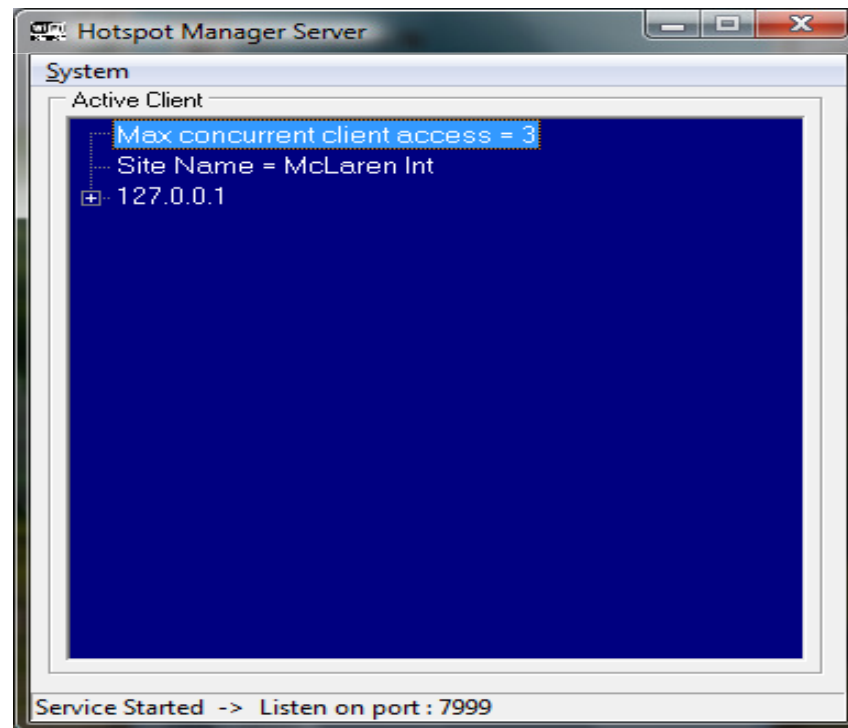


Hotspot Manager Software Features

- Create randomly generated Profiles
- Create user selected Profiles
- Profiles created in increments of one hour up to 99 hours
- Assign Public IP Addresses for VPN Connections
- Assign profiles to guest rooms
- Automatic posting of charges to guest rooms for in-house guests
- Printable pre formatted payment slips containing full profile details

Hotspot Manager Software Features

- Secure (password protected) access restrictions on Client and Server
- Client Terminals can be loaded on any PC within the Administration LAN that can communicate with the Hotspot Manager Server
- Previous days postings automatically scheduled for sending to nominated email accounts. This is a valuable tool for daily reporting and accounting
- Scheduled purging procedure to enable deletion of all profiles more than a predefined expiry. Provides management of Nomadix licenses.



Client User Interface

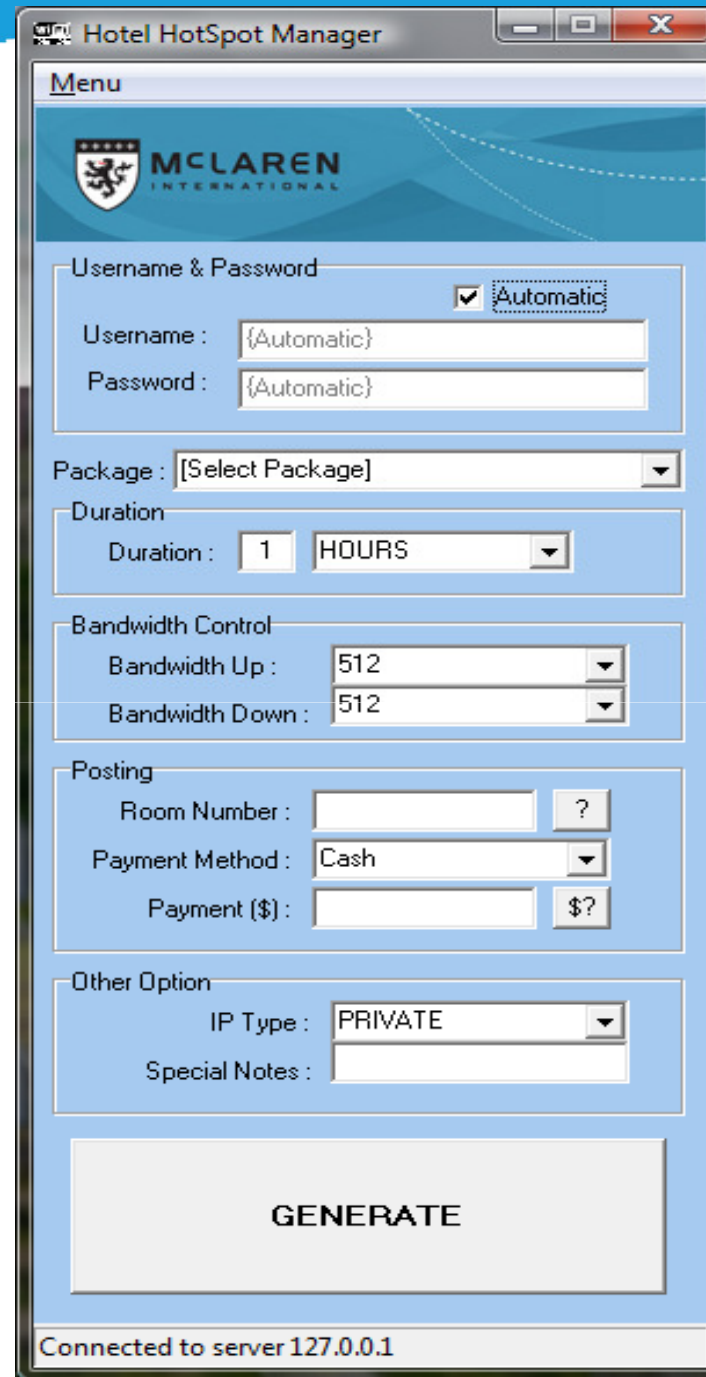
Nomadix database populated via an XML Command

Automatic and user-defined access details

Bandwidth control

Customised packages including Time, Bandwidth and Price

Multiple payment types



The screenshot shows a web browser window titled "Hotel HotSpot Manager". The interface features the McLaren International logo at the top left. Below the logo, there are several sections for user input:

- Username & Password:** Includes a checkbox for "Automatic" (checked), and input fields for "Username" and "Password", both containing the placeholder text "{Automatic}".
- Package:** A dropdown menu currently showing "[Select Package]".
- Duration:** A numeric input field set to "1" and a dropdown menu set to "HOURS".
- Bandwidth Control:** Two dropdown menus for "Bandwidth Up" and "Bandwidth Down", both set to "512".
- Posting:** Includes a "Room Number" input field with a "?" button, a "Payment Method" dropdown menu set to "Cash", and a "Payment (\$)" input field with a "\$?" button.
- Other Option:** Includes an "IP Type" dropdown menu set to "PRIVATE" and a "Special Notes" input field.

At the bottom of the form is a large "GENERATE" button. A status bar at the very bottom of the window indicates "Connected to server 127.0.0.1".

Profile Creation

Client User Configuration



Hotel HotSpot Manager - Configuration

Terminal Settings | MISC | Payment Method | Bandwidth

Server IP : 127.0.0.1
Server Port : 7999
Terminal ID : MW
Prefix :
Suffix :
 Payment Type Prefix

OK

Hotel HotSpot Manager - Configuration

Terminal Settings | MISC | Payment Method | Bandwidth

Default Payment Method : Cash
Bill To Room Method : Bill To Room
 Bill To Room Status Check
Payment Method :
CashID
Credit CardID
Bill To RoomID

OK

Hotel HotSpot Manager - Configuration

Terminal Settings | MISC | Payment Method | Bandwidth

Default Duration : 1 HOURS
Header Image :
Footer Image :
Package :
PKJET1|UTHOURS|BU512|BD512|PY259.95
PKJET1|UTDAYS|BU256|BD1024|PY24.95
PKJET2|UTDAYS|BU1024|BD1024|PY50.00
PKJET3|UTDAYS|BU(Unlimited)|BD(Unlimited)|PY60.0

OK Cancel

Hotel HotSpot Manager - Configuration

Terminal Settings | MISC | Payment Method | Bandwidth

UP : (Unlimited) 512 1024
DOWN : (Unlimited) 512 1024
Default UP : 512
Default DOWN : 512
Unlimited Bandwidth Identifier : (Unlimited)

OK Cancel



Hilton

Hua Hin Resort & Spa

High-Speed Internet Access

Username : **1H0707094116C**

Room number : 8221
(Chanpinitnan Khun)

Password : **K2S3K6L5**
(*#*#*#*#)

IP Type : PRIVATE

Duration : 1 HOURS

Special Notes : - N/A -

Payment Type : Bill To Room

Payment(THB) : 200.00

Notes :

* = Alphabet (A - Z)

= Number (0 - 9)



Generated on 7/7/2006 9:41:19 AM

- Wireless Profile print out to be given to guest/user



Thank You

